



INDEPENDENT INVESTMENT SOLUTIONS

i² Global Moderate Passive

As of
2024/06/30

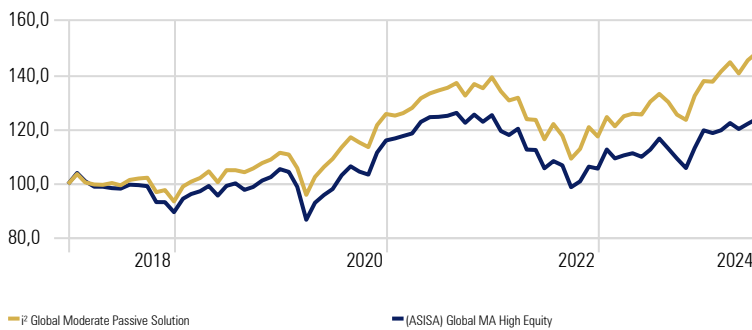
Personalised Share Portfolio Information Document

INVESTMENT OBJECTIVE:

The i² Global Moderate Passive Solution comprises of approximately 20-25 cost effective global exchange traded funds, gaining diversified exposure to a wide range of asset classes, sectors and geographies with emphasis being placed on active asset allocation. The portfolio is managed on daily basis with the objective to outperform the stated benchmark. At the same time, we aim to achieve this by taking equal to less risk compared to the (ASISA) Global MA High Equity Category Average (as measured by the standard deviation).

Investment Growth - USD

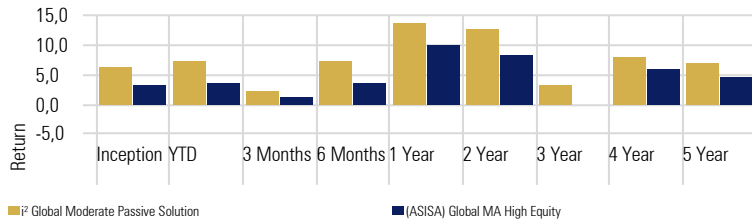
Time Period: 2018/01/01 to 2024/06/30



The performance and risk analysis of the i² Global Passive PSP is based on a notional portfolio. The portfolio strategy follows an unconstrained long-term investment strategy. Whilst the objective is to generate excess returns relative to its benchmark, there is a strong focus on risk management.

Returns - USD

Calculation Benchmark: (ASISA) Global MA High Equity



Trailing Returns - USD

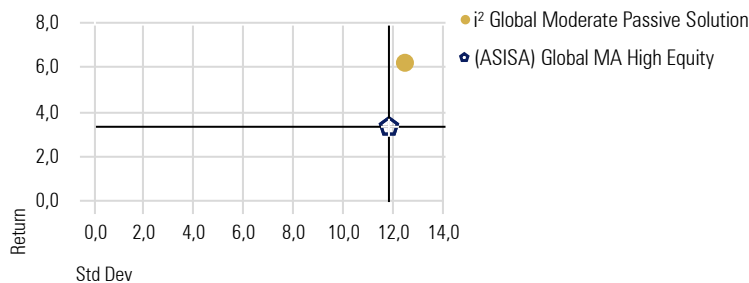
Data Point: Return Calculation Benchmark: (ASISA) Global MA High Equity

	Inception	YTD	3 Months	6 Months	1 Year	2 Year	3 Year	4 Year	5 Year
i ² Global Moderate Passive Solution	6,25	7,50	2,36	7,50	13,72	12,80	3,31	7,92	7,12
(ASISA) Global MA High Equity	3,36	3,49	1,22	3,49	9,98	8,23	-0,21	6,00	4,53

Risk-Reward - USD

Time Period: Since Common Inception (2018/01/01) to 2024/06/30

Calculation Benchmark: (ASISA) Global MA High Equity



Source: Morningstar Direct

FUND INFORMATION:

Portfolio Manager:	Independent Investment Solutions
Focus:	Income and Growth Orientated
Term:	+5 years
Launch date:	01/01/2018
Benchmark:	ASISA Global MA High Equity Category Average
Regulation 28 compliant:	No
Platforms:	Capital International Group, Glacier International and Old Mutual International
Management Fee (excl. VAT):	0.50%
Total Investment Cost (TIC):	Please refer to Linked Investment Service Provider Quote
Minimum Investment:	USD 125,000

RISK PROFILE - MEDIUM



MEDIUM RISK PROFILE

A Moderate investor values reducing risk and enhancing returns equally. This investor is willing to accept moderate levels of risk to seek higher long-term returns. A Moderate investor may endure a short-term loss of principal in exchange for long-term appreciation. This portfolio generally holds more equity exposure than low risk portfolios. In turn the expected volatility is higher than low risk portfolios.

MEDIUM ASSET ALLOCATION

The underlying portfolios invest in a spectrum of investments in the equity, bond, money, or property markets. The Wrap Solution tends to have an increased probability of short term volatility, aim to maximise long term capital growth and can have a maximum effective equity exposure of us to 75% and a maximum effective property exposure of up to 25% of the market value of the portfolio.

BROKERAGE FEE

Initial portfolio implementation will incur this full fee, thereafter execution fees will be incurred as and when securities are bought and sold. Portfolio turnover is expected to be low given the buy and hold investment strategy. The brokerage fee is only applicable to share purchases and sales. Please note that unit trust funds are also subject to brokerage and other applicable statutory charges. However, these are accounted for in the total expense ratio (TER) of the fund.

i² Global Moderate Passive - Holdings

Portfolio Date: 2024/06/30

- iShares Global Tech ETF
- iShares Global Industrials ETF
- iShares MSCI Emerging Markets ETF
- iShares Global Financials ETF
- iShares Global Healthcare ETF
- iShares Global Consumer Discr ETF
- ICE LIBOR 1 Month USD
- iShares \$ Corp Bond ETF USD Acc
- iShares Core International Aggt Bd ETF
- iShares Global REIT ETF
- PIMCO Enhanced Short Maturity Active ETF
- iShares Floating Rate Bond ETF
- iShares US Treasury Bond ETF
- SPDR® Gold Shares
- iShares Global Comm Services ETF
- iShares J.P. Morgan EM High Yld Bd ETF
- iShares Global Materials ETF
- iShares Global Consumer Staples ETF



i² Global Moderate Passive

Personalised Share Portfolio Information Document

As of 2024/06/30

Return/Risk Analysis - USD

Time Period: Since Common Inception (2018/01/01) to 2024/06/30

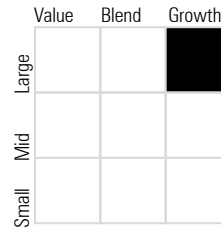
Calculation Benchmark: (ASISA) Global MA High Equity

Best Month	7,15
Best Month End Date	2023/11/30
Worst Month	-9,30
Worst Month End Date	2020/03/31
Sortino Ratio	0,56

Morningstar Style Box - i² Global Moderate Passive

Portfolio Date: 2024/06/30

Morningstar Equity Style Box™



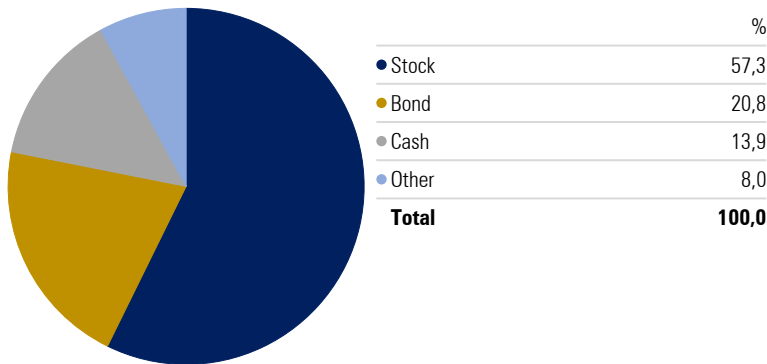
Market Cap	%
Market Cap Giant %	47,8
Market Cap Large %	35,5
Market Cap Mid %	15,2
Market Cap Small %	1,4
Market Cap Micro %	0,2

i² Global Moderate Passive - Monthly Returns (USD)

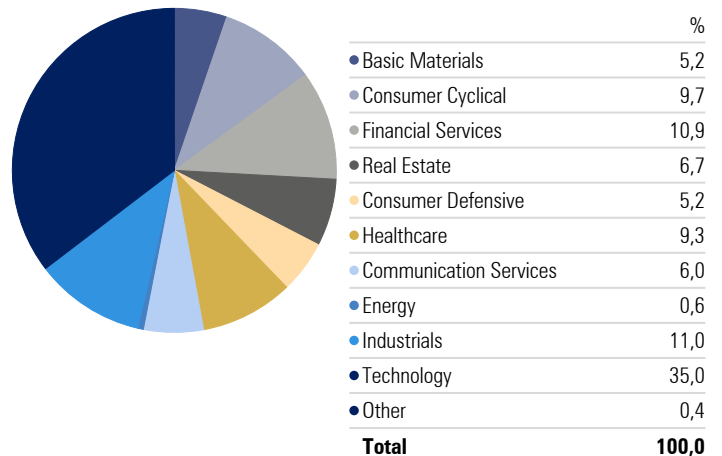
	Jan	Feb	Mar	Apr	May	Jun	Jul	Aug	Sep	Oct	Nov	Dec	Year
2024	-0,16	2,73	2,40	-2,84	3,42	1,86							7,50
2023	6,09	-2,72	3,05	0,73	-0,23	3,76	2,19	-2,25	-3,57	-1,53	7,15	4,10	17,35
2022	-3,71	-2,50	0,76	-5,99	-0,21	-5,77	4,81	-3,54	-7,15	3,29	7,09	-2,84	-15,63
2021	-0,46	0,73	1,53	2,76	1,36	0,81	0,73	1,31	-3,38	3,19	-1,11	2,97	10,74
2020	-0,58	-4,50	-9,30	6,87	3,59	2,80	3,90	3,25	-1,64	-1,47	7,10	3,38	12,80
2019	5,88	1,77	1,36	2,38	-3,82	4,40	0,00	-0,70	1,34	1,88	1,21	2,27	19,13
2018	3,68	-2,97	-0,77	-0,13	0,67	-0,84	1,99	0,53	0,28	-5,19	0,77	-4,26	-6,40
2017	—	—	—	—	—	—	—	—	—	—	—	—	—

The performance and risk analysis of the i² Global Passive PSP is based on a notional portfolio. The portfolio strategy follows an unconstrained long-term investment strategy. Whilst the objective as to generate excess returns relative to its benchmark, there is a strong focus on risk management.

i² Global Moderate Passive - Asset Allocation



i² Global Moderate Passive - Equity Sectors (Morningstar)



DISCLAIMER: Independent Investment Solutions (Proprietary) Limited (Reg No 2015/149383/07) ("i²") is a licensed Financial Services Provider ("FSP") in terms of the Financial Advisory and Intermediary Services Act, 37 of 2002 ("FAIS Act"), with FSP number 48201, regulated by the Financial Services Board. This document as well as any other information supplied in connection with the i² range of Investment Solutions should not be construed as providing "advice" as defined and/or contemplated in terms of the FAIS Act and prospective investors are encouraged to obtain their own independent financial advice from an appropriately qualified and registered financial advisor prior to investing in the product. The i² range of investment solutions are exposed to varying levels of market risk and are therefore considered medium to long term investments. The value of any of the i² investment solutions may go up as well as down and past performance is not necessarily indicative of future performance. i² assumes no liability for any loss or damage (direct, indirect or consequential) that may be suffered from utilising or relying on the information contained herein. Performance may differ due to different rebalance dates on platforms

