



INDEPENDENT INVESTMENT SOLUTIONS

i² Global Growth Select

As of
2024/06/30

Model Portfolio Information Document

INVESTMENT OBJECTIVE:

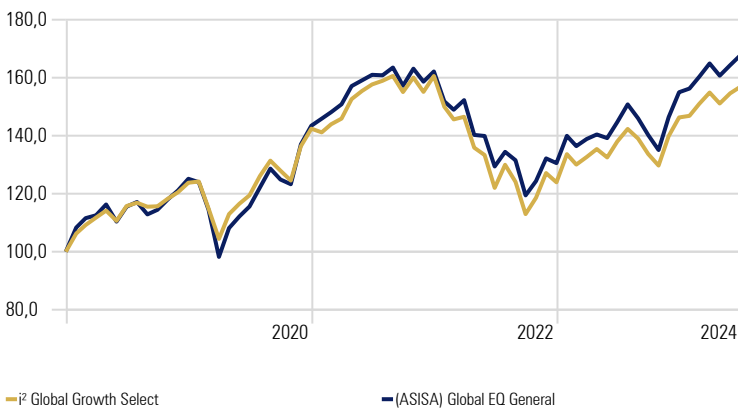
The i² Global Growth Solution has been designed to achieve a benchmark of ASISA Global Equity General category average and is thus suitable to an investor with a high appetite for risk and a need to achieve long-term capital growth. This is a high equity solution with a flexible mandate to invest in various regions and currencies and comprises of a selection of top rated, award winning fund managers with exceptional track records in achieving their respective benchmarks.

FUND INFORMATION:

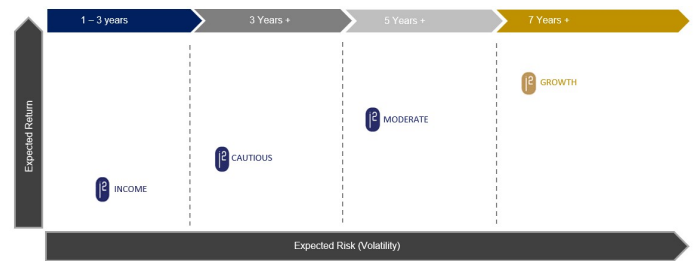
Portfolio Manager:	Independent Investment Solutions
Focus:	Growth Orientated
Term:	+7 years
Launch date:	01/01/2019
Benchmark:	ASISA Global Equity General Category Average
Regulation 28 compliant:	No
Platforms:	Creo, Glacier Int, Momentm Wealth Int, Ninety One Int, OMI
TER (underlying funds):	0.71%
Total Investment Cost (TIC):	Please refer to Linked Investment Service Provider Quote
Minimum Investment:	USD 60 000

Investment Growth - USD

Time Period: 2019/01/01 to 2024/06/30



RISK PROFILE - HIGH



HIGH RISK PROFILE

A High risk investor values maximizing returns and is willing to accept higher levels of risk. A High risk investor may endure large losses in favour of potentially higher long-term returns. Generally, these portfolios hold more equity exposure than any other risk profiled portfolios and therefore tend to carry higher volatility.

GROWTH ASSET ALLOCATION

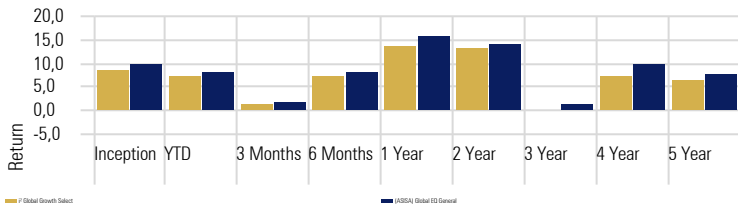
The underlying portfolios invest in selected shares across all industry groups as well as across the range of large, mid and smaller market capitalisation shares. While the underlying managers may subscribe different investment styles or approaches, their intent is to produce a risk/return profile that is comparable with the risk/return profile of the overall JSE equities market.

FEES:

Please note that unit trust funds are subject to brokerage and other applicable statutory charges. However, these are accounted for in the total expense ratio (TER) of the fund. The weighted TERs may vary marginally between Linked Investment Service Providers (LISPs). The Total Expense Ratio (TER) of the underlying funds, administration and portfolio management fee can be obtained from your proposal. A schedule of fees, charges and maximum commissions is available on your request.

Returns - USD

Calculation Benchmark: (ASISA) Global EQ General



Trailing Returns - USD

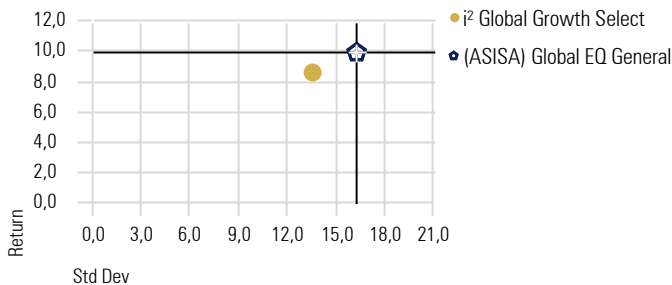
Data Point: Return Calculation Benchmark: (ASISA) Global EQ General

	Inception	YTD	3 Months	6 Months	1 Year	2 Year	3 Year	4 Year	5 Year
i² Global Growth Select	8,56	7,22	1,26	7,22	13,68	13,40	-0,18	7,06	6,28
(ASISA) Global EQ General	9,89	8,20	1,68	8,20	15,91	13,86	1,37	9,77	7,75

Risk-Reward - USD

Time Period: Since Common Inception (2019/01/01) to 2024/06/30

Calculation Benchmark: (ASISA) Global EQ General



Source: Morningstar Direct

Top Holdings - i² Global Growth Select

Portfolio Date: 2024/06/30

iShares

Schroder

Fundsmith

BNY Mellon

Ranmore

Coronation



i² Global Growth Select

Model Portfolio Information Document

As of 2024/06/30

Return/Risk Analysis - USD

Time Period: Since Common Inception (2019/01/01) to 2024/06/30

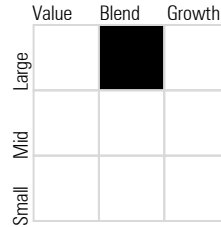
Calculation Benchmark: (ASISA) Global EQ General

Best Month	9,54
Best Month End Date	2020/11/30
Worst Month	-9,15
Worst Month End Date	2020/03/31
Sortino Ratio	0,70

Morningstar Style Box - i² Global Growth Select

Portfolio Date: 2024/06/30

Morningstar Equity Style Box™



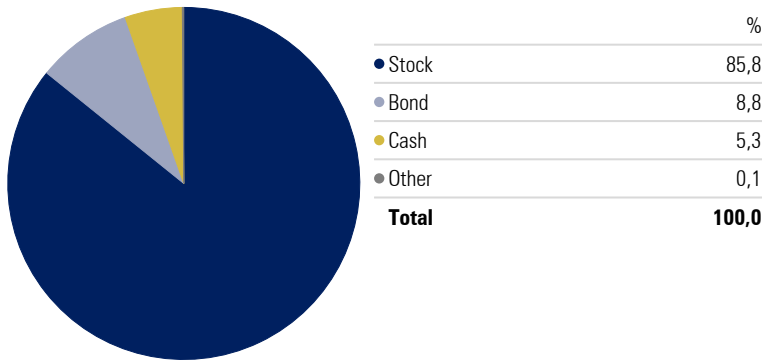
Market Cap

Market Cap Giant %	43,8
Market Cap Large %	30,3
Market Cap Mid %	22,3
Market Cap Small %	3,0
Market Cap Micro %	0,7

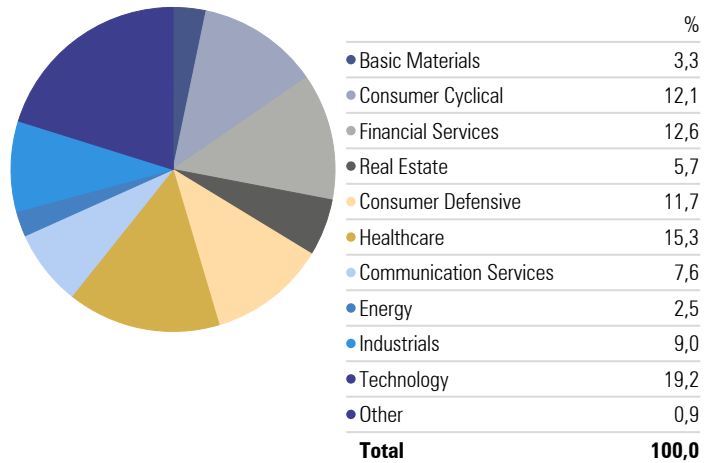
i² Global Growth Solution - Monthly Returns (USD)

	Jan	Feb	Mar	Apr	May	Jun	Jul	Aug	Sep	Oct	Nov	Dec	Year
2024	0,38	2,81	2,59	-2,44	2,32	1,44							7,22
2023	7,85	-2,69	2,02	2,06	-2,14	4,16	3,14	-2,34	-3,82	-3,00	7,84	4,62	18,09
2022	-6,61	-2,92	0,62	-7,28	-1,88	-8,51	6,54	-4,54	-8,99	4,99	7,21	-2,51	-22,87
2021	-0,88	1,98	1,36	4,62	1,84	1,45	0,80	1,05	-3,46	3,23	-3,09	3,54	12,79
2020	0,34	-7,50	-9,15	8,22	3,18	2,49	5,58	4,21	-2,62	-2,68	9,54	4,43	15,09
2019	6,31	2,77	2,35	2,16	-3,11	4,63	0,99	-1,17	0,13	2,29	1,85	2,75	23,88
2018	—	—	—	—	—	—	—	—	—	—	—	—	—

Asset Allocation - i² Global Growth Select



Equity Sectors (Morningstar) - i² Global Growth Select



DISCLAIMER: Independent Investment Solutions (Proprietary) Limited (Reg No 2015/149383/07) ("i²") is a licensed Financial Services Provider ("FSP") in terms of the Financial Advisory and Intermediary Services Act, 37 of 2002 ("FAIS Act"), with FSP number 48201, regulated by the Financial Sector Conduct Authority. This document as well as any other information supplied in connection with the i² range of Investment Solutions should not be construed as providing "advice" as defined and/or contemplated in terms of the FAIS Act and prospective investors are encouraged to obtain their own independent financial advice from an appropriately qualified and registered financial advisor prior to investing in the product. The i² range of investment solutions are exposed to varying levels of market risk and are therefore considered medium to long term investments. The value of any of the i² investment solutions may go up as well as down and past performance is not necessarily indicative of future performance. i² assumes no liability for any loss or damage (direct, indirect, or consequential) that may be suffered from utilising or relying on the information contained herein. Performance may differ due to different rebalance dates as well as different fund and or fund class availability per platform.

